





-  PREMIUM COLLECTION
-  MEDIUM COLLECTION
-  LIGHT COLLECTION
-  WOBA KOLLEKTION

## Cleaning/Care

### 1. CLEANING AFTER INSTALLATION

The floor should be cleaned after installation to remove all dirt and debris. This process is different from basic cleaning (see 4. below).

The floor should be cleaned after the adhesive has achieved full bond strength, refer to the adhesive manufacturer's drying times, the floor should then be scrubbed clean using PU cleaner (not basic cleaner) diluted to the manufacturer's instructions, once cleaned the floor should be thoroughly rinsed with clean water.

### 2. INITIAL CARE/PREPARATION

Flooring with a PU coating applied by the factory has better surface protection during the installation period and for a short period during use. In order to increase resistance to soil and marks and to simplify routine cleaning the floor for commercial applications should be cared with a floor finish such as Dr. Schutz Floor Sealer Matt . For residential applications the usage of a polymer sealer (Dr. Schutz Secura Mat Hard Sealer) or Dr. Schutz Floor Sealer Matt is recommended. We will gladly advise you individually depending on application field – please feel free to contact us!

### 3. ROUTINE CLEANING AND FLOORCARE

According to the type of initial care the floor should be cleaned using PU Cleaner or R 1000 diluted to the manufacturer's instructions in clean warm water. For additional protection against scuffing and scratches by movable furniture, additional felt or teflon pads are presupposed. Using PROJECT FLOORS design floor coverings office chairs have to be equipped with soft casters type W according to DIN 68131.

### 4. BASIC CLEANING

Depending on traffic conditions, the floor should be periodically cleaned using basic cleaner diluted to the manufacturer's instructions. The waste should be removed by wet mopping and the floor should then be rinsed thoroughly with clean water. Then follow the instructions in 2. above. For larger areas we recommend the use of electric cleaning and floor care machines. If you use a different supplier of floor care products, the supplier's confirmation is necessary. Please contact the CC-Dr. Schutz International customer service in Bonn Tel.: +49 228 95352 0, Fax.: +49 228 95352 28, E-Mail: info@dr-schutz.com for further details and advice regarding cleaning and maintenance of floor coverings. For the UK please contact Dr. Schutz UK Ltd. Tel.: +44 1296 437827, Fax: +44 1296 334219, e-mail steve@dr-schutz.com.

Professional floorlayers comply with DIN 18365 by passing these instructions to their clients. The most recent information about cleaning and care can be found on [www.project-floors.com](http://www.project-floors.com).

(Date: 01/07/2013)

